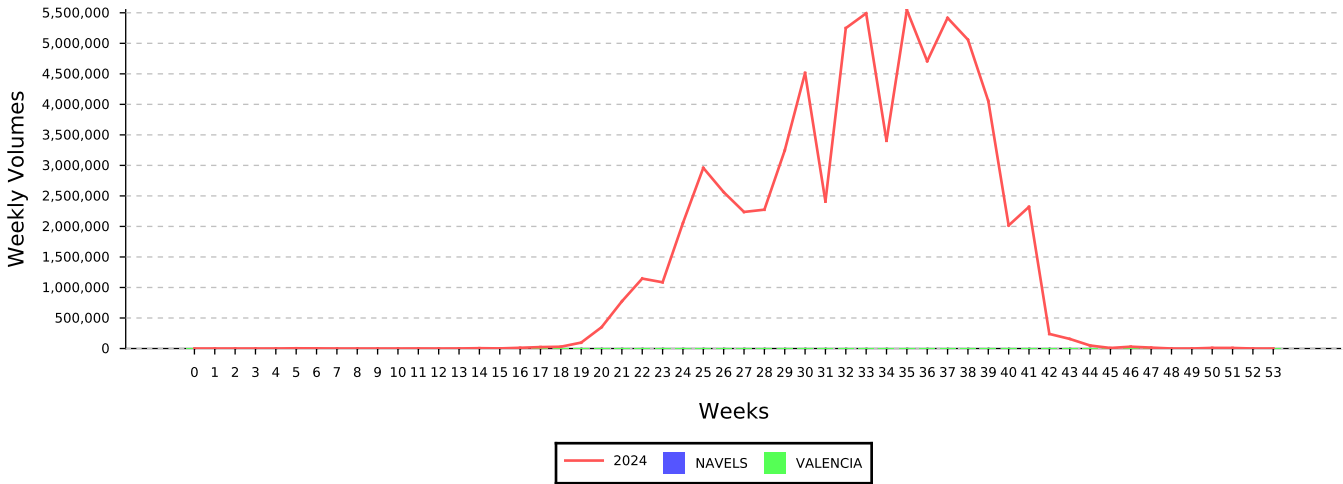


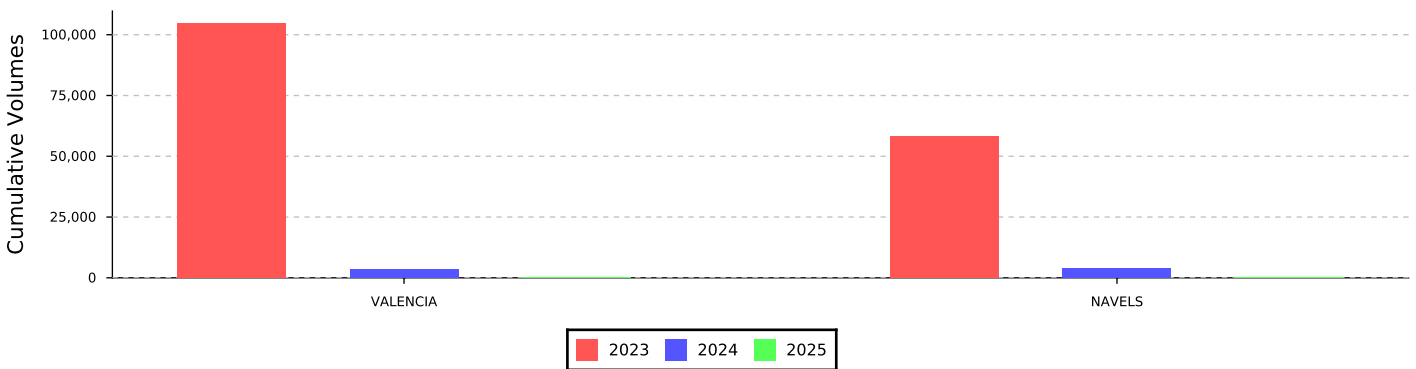
ORANGES (15.00 kg Cartons)

Selected ORANGES Varieties Exported



Region	Weekly volumes - Week 13									Cumulative volumes - YTD - week 13							
	2024 Air	2024 Ship	2024 Total	2025 Air	2025 Ship	2025 Total	Diff	%Diff	2024 Air	2024 Ship	2024 Total	2025 Air	2025 Ship	2025 Total	Diff	%Diff	Dist
Africa and Islands	0	832	832	0	0	0	-832	-100%	0	832	832	0	250	250	-582	-70%	100
Asia	0	0	0	0	0	0	0		0	0	0	0	0	0	0		0%
Canada	0	0	0	0	0	0	0		0	0	0	0	0	0	0		0%
China	0	0	0	0	0	0	0		0	0	0	0	0	0	0		0%
Europe	0	0	0	0	0	0	0		0	6,604	6,604	0	0	0	-6,604	-100%	0%
Middle East	0	0	0	0	0	0	0		0	0	0	0	0	0	0		0%
North-America	0	0	0	0	0	0	0		0	0	0	0	0	0	0		0%
Other	0	0	0	0	0	0	0		0	0	0	0	0	0	0		0%
Russian Federation	0	0	0	0	0	0	0		0	0	0	0	0	0	0		0%
South East Asia	0	0	0	0	0	0	0		0	0	0	0	0	0	0		0%
United Kingdom	0	0	0	0	0	0	0		0	0	0	0	0	0	0		0%
United States	0	0	0	0	0	0	0		0	0	0	0	0	0	0		0%
Total	0	832	832	0	0	0	-832	-100%	0	7,436	7,436	0	250	250	-7,186	-97%	

Major Cultivars Currently Exported



Cumulative volumes - YTD	Africa and Islands	Asia	Canada	China	Europe	Middle East	North-America	Other	Russian Federation	South East Asia	United Kingdom	United States	Total
	LATE NAVAL	0	0	0	0	0	0	0	0	0	0	0	0
NAVELS	0	0	0	0	0	0	0	0	0	0	0	0	0
RED NAVAL	0	0	0	0	0	0	0	0	0	0	0	0	0
UNKNOWN	0	0	0	0	0	0	0	0	0	0	0	0	0

Indemnity:
 Agri-hub shall take all reasonable precautions to ensure that any information and data provided by Agri-hub from its information sources are correct. Neither Agri-hub nor any of its directors, employees or information sources take any responsibility for action or losses that might occur as a result of the

Cumulative volumes - YTD	Africa and Islands	Asia	Canada	China	Europe	Middle East	North-America	Other	Russian Federation	South East Asia	United Kingdom	United States	Total
VALENCIA	250	0	0	0	0	0	0	0	0	0	0	0	250
Total	250	0	0	0	0	0	0	0	0	0	0	0	250

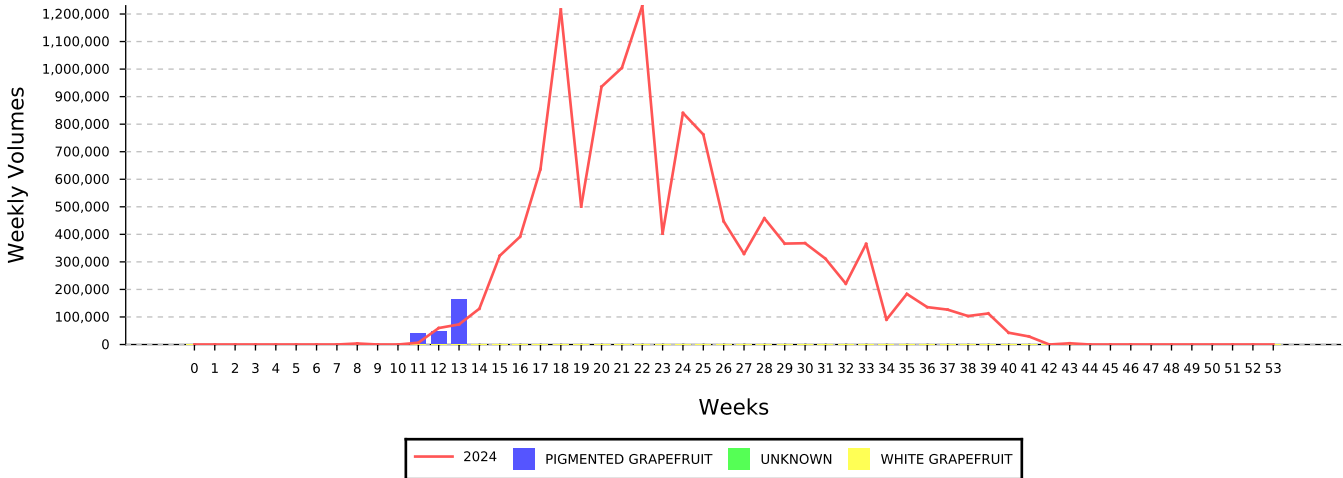
Historical week's export figures for the previous season (2024)

		Africa and Islands	Asia	Canada	China	Europe	Middle East	North-America	Other	Russian Federation	South East Asia	United Kingdom	United States	Total Region Desc
Week 13	LATE NAVEL	0	0	0	0	0	0	0	0	0	0	0	0	0
	NAVELS	832	0	0	0	0	0	0	0	0	0	0	0	832
	RED NAVEL	0	0	0	0	0	0	0	0	0	0	0	0	0
	UNKNOWN	0	0	0	0	0	0	0	0	0	0	0	0	0
	VALENCIA	0	0	0	0	0	0	0	0	0	0	0	0	0
	Total Variety Group	832	0	0	0	0	0	0	0	0	0	0	0	832
Week 14	LATE NAVEL	0	0	0	0	0	0	0	0	0	0	0	0	0
	NAVELS	0	0	5,120	0	0	0	0	0	0	0	0	0	5,120
	RED NAVEL	0	0	0	0	0	0	0	0	0	0	0	0	0
	UNKNOWN	0	0	0	0	0	0	0	0	0	0	0	0	0
	VALENCIA	0	0	0	0	0	0	0	0	0	0	0	0	0
	Total Variety Group	0	0	5,120	0	0	0	0	0	0	0	0	0	5,120
Week 15	LATE NAVEL	0	0	0	0	0	0	0	0	0	0	0	0	0
	NAVELS	0	0	1,595	0	0	0	0	0	0	0	0	0	1,595
	RED NAVEL	0	0	0	0	0	0	0	0	0	0	0	0	0
	UNKNOWN	0	0	0	0	0	0	0	0	0	0	0	0	0
	VALENCIA	0	0	0	0	0	0	0	0	0	0	0	0	0
	Total Variety Group	0	0	1,595	0	0	0	0	0	0	0	0	0	1,595
Total week		832	0	6,714	0	0	0	0	0	0	0	0	0	7,546

Indemnity:
Agri-hub shall take all reasonable precautions to ensure that any information and data provided by Agri-hub from its information sources are correct. Neither Agri-hub nor any of its directors, employees or information sources take any responsibility for action or losses that might occur as a result of the

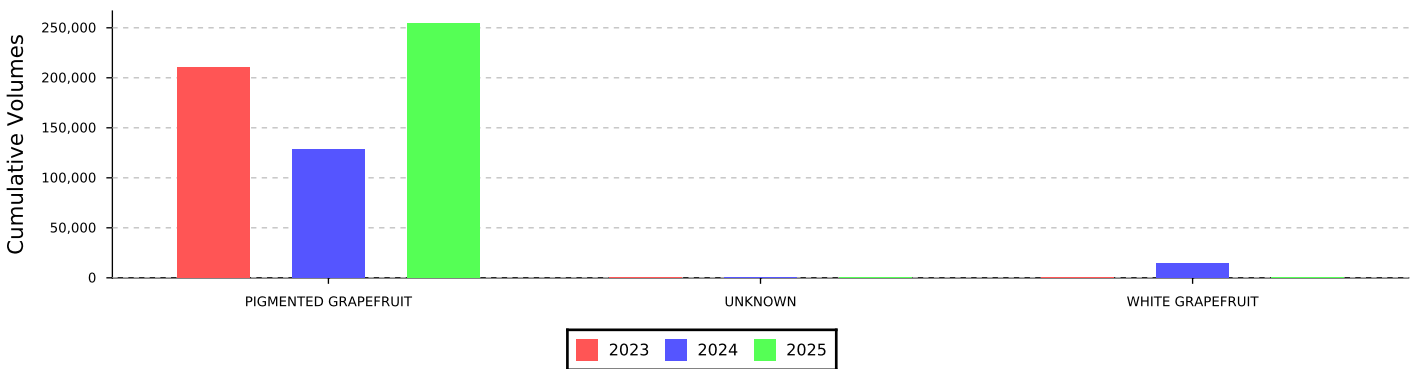
GRAPEFRUIT (17.00 kg Cartons)

Selected GRAPEFRUIT Varieties Exported



Region	Weekly volumes - Week 13									Cumulative volumes - YTD - week 13								
	2024 Air	2024 Ship	2024 Total	2025 Air	2025 Ship	2025 Total	Diff	%Diff		2024 Air	2024 Ship	2024 Total	2025 Air	2025 Ship	2025 Total	Diff	%Diff	Dist
Africa and Islands	0	0	0	0	216	216	216	%		0	1,352	1,352	0	1,539	1,539	187	14%	1 %
Asia	0	0	0	0	0	0	0			0	1,727	1,727	0	0	0	-1,727	-100%	0 %
Canada	0	0	0	0	0	0	0			0	5,121	5,121	0	1,290	1,290	-3,831	-75%	1 %
China	0	17,984	17,984	0	6,243	6,243	-11,742	-65%		0	19,242	19,242	0	9,953	9,953	-9,289	-48%	4 %
Europe	0	47,978	47,978	0	119,290	119,290	71,312	149%		0	99,557	99,557	0	184,585	184,585	85,028	85%	73 %
Middle East	0	0	0	0	3,573	3,573	3,573	%		0	0	0	0	3,573	3,573	3,573	%	1 %
North-America	0	0	0	0	0	0	0			0	0	0	0	0	0	0		0 %
Other	0	0	0	0	0	0	0			0	0	0	0	0	0	0		0 %
Russian Federation	0	0	0	0	29,892	29,892	29,892	%		0	4,801	4,801	0	44,186	44,186	39,385	820%	17 %
South East Asia	0	3,583	3,583	0	0	0	-3,583	-100%		0	5,278	5,278	0	0	0	-5,278	-100%	0 %
United Kingdom	0	3,491	3,491	0	5,078	5,078	1,587	45%		0	6,030	6,030	0	8,886	8,886	2,856	47%	3 %
United States	0	0	0	0	0	0	0			0	0	0	0	0	0	0		0 %
Total	0	73,037	73,037	0	164,290	164,290	91,254	125%		0	143,108	143,108	0	254,012	254,012	110,904	77%	

Major Cultivars Currently Exported



Cumulative volumes - YTD	Africa and Islands	Asia	Canada	China	Europe	Middle East	North-America	Other	Russian Federation	South East Asia	United Kingdom	United States	Total
	PIGMENTED	1,539	0	1,290	9,953	184,585	3,573	0	0	44,186	0	8,886	0
UNKNOWN	0	0	0	0	0	0	0	0	0	0	0	0	0
WHITE	0	0	0	0	0	0	0	0	0	0	0	0	0
Total	1,539	0	1,290	9,953	184,585	3,573	0	0	44,186	0	8,886	0	254,012

Indemnity:
 Agri-hub shall take all reasonable precautions to ensure that any information and data provided by Agri-hub from its information sources are correct. Neither Agri-hub nor any of its directors, employees or information sources take any responsibility for action or losses that might occur as a result of the

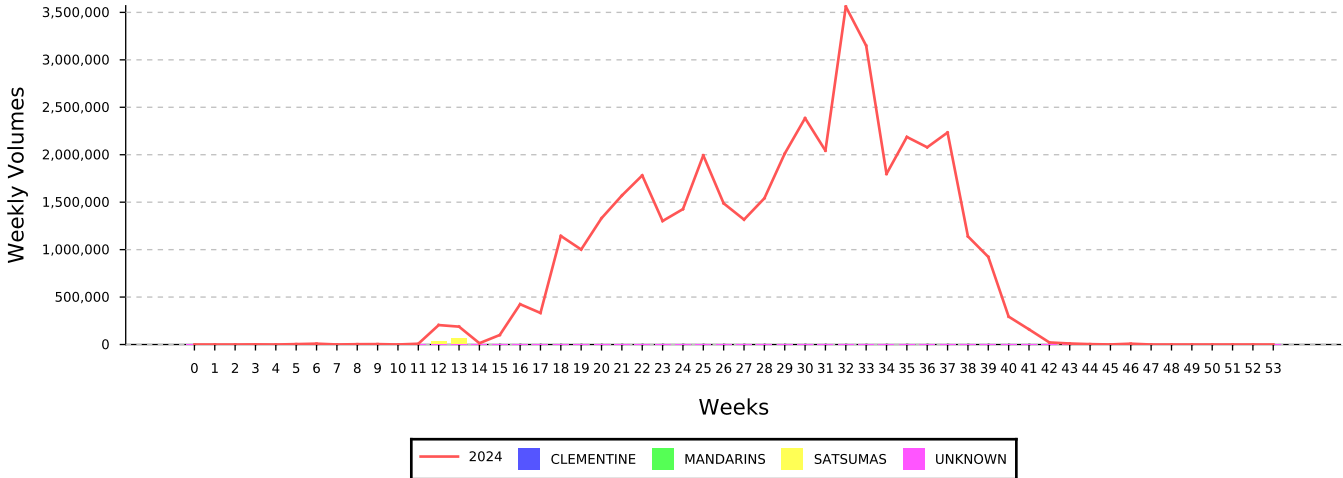
Historical week's export figures for the previous season (2024)

		Africa and Islands	Asia	Canada	China	Europe	Middle East	North-America	Other	Russian Federation	South East Asia	United Kingdom	United States	Total Region Desc
Week 13	PIGMENTED	0	0	0	17,984	35,131	0	0	0	0	3,583	2,539	0	59,238
	UNKNOWN	0	0	0	0	0	0	0	0	0	0	0	0	0
	WHITE	0	0	0	0	12,847	0	0	0	0	0	952	0	13,799
	Total Variety Group	0	0	0	17,984	47,978	0	0	0	0	3,583	3,491	0	73,037
Week 14	PIGMENTED	676	1,352	9,965	28,382	68,189	10,872	0	0	0	8,113	1,269	0	128,818
	UNKNOWN	0	0	0	0	0	0	0	0	0	0	0	0	0
	WHITE	0	0	0	0	1,352	0	0	0	0	0	0	0	1,352
	Total Variety Group	676	1,352	9,965	28,382	69,542	10,872	0	0	0	8,113	1,269	0	130,171
Week 15	PIGMENTED	1,912	3,880	8,910	90,122	138,427	5,255	0	0	18,111	29,168	12,728	0	308,513
	UNKNOWN	0	0	0	0	0	0	0	0	0	0	0	0	0
	WHITE	0	1,264	0	63	12,022	0	0	0	0	0	316	0	13,665
	Total Variety Group	1,912	5,144	8,910	90,185	150,449	5,255	0	0	18,111	29,168	13,044	0	322,178
Total week		2,588	6,497	18,874	136,551	267,968	16,126	0	0	18,111	40,865	17,804	0	525,385

Indemnity:
Agri-hub shall take all reasonable precautions to ensure that any information and data provided by Agri-hub from its information sources are correct. Neither Agri-hub nor any of its directors, employees or information sources take any responsibility for action or losses that might occur as a result of the

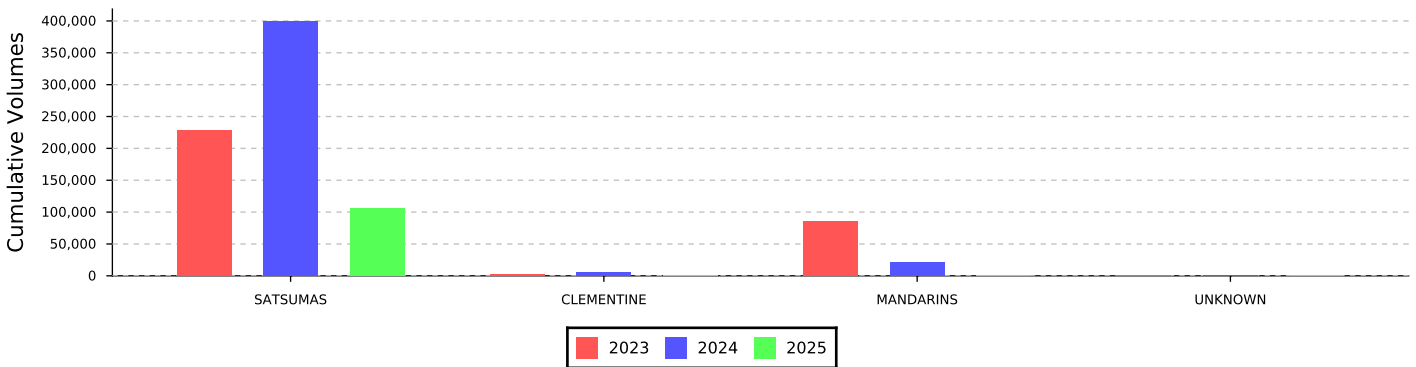
SOFT CITRUS (15.00 kg Cartons)

Selected SOFT CITRUS Varieties Exported



Region	Weekly volumes - Week 13									Cumulative volumes - YTD - week 13							
	2024 Air	2024 Ship	2024 Total	2025 Air	2025 Ship	2025 Total	Diff	%Diff	2024 Air	2024 Ship	2024 Total	2025 Air	2025 Ship	2025 Total	Diff	%Diff	Dist
Africa and Islands	0	1,487	1,487	0	0	0	-1,487	-100%	0	15,961	15,961	0	0	0	-15,961	-100%	0 %
Asia	0	0	0	0	0	0	0		0	0	0	0	0	0	0		0 %
Canada	0	4,409	4,409	0	0	0	-4,409	-100%	0	4,409	4,409	0	2,860	2,860	-1,549	-35%	3 %
China	0	0	0	0	0	0	0		0	0	0	0	0	0	0		0 %
Europe	0	36,991	36,991	0	10,349	10,349	-26,643	-72%	0	137,402	137,402	0	23,070	23,070	-114,332	-83%	22 %
Middle East	0	0	0	0	0	0	0		0	400	400	0	0	0	-400	-100%	0 %
North-America	0	0	0	0	0	0	0		0	0	0	0	0	0	0		0 %
Other	0	0	0	0	0	0	0		0	1,487	1,487	0	0	0	-1,487	-100%	0 %
Russian Federation	0	85,764	85,764	0	44,122	44,122	-41,642	-49%	0	143,987	143,987	0	61,274	61,274	-82,713	-57%	58 %
South East Asia	0	0	0	0	0	0	0		0	0	0	0	0	0	0		0 %
United Kingdom	0	56,850	56,850	0	12,576	12,576	-44,274	-78%	0	120,743	120,743	0	18,204	18,204	-102,539	-85%	17 %
United States	0	0	0	0	0	0	0		0	0	0	0	0	0	0		0 %
Total	0	185,501	185,501	0	67,047	67,047	-118,454	-64%	0	424,388	424,388	0	105,408	105,408	-318,981	-75%	

Major Cultivars Currently Exported



Cumulative volumes - YTD	Africa and Islands	Asia	Canada	China	Europe	Middle East	North-America	Other	Russian Federation	South East Asia	United Kingdom	United States	Total
	CLEMENTINE	0	0	0	0	0	0	0	0	0	0	0	0
MANDARINS	0	0	0	0	0	0	0	0	0	0	0	0	0
SATSUMAS	0	0	2,860	0	23,070	0	0	0	61,274	0	18,204	0	105,408
UNKNOWN	0	0	0	0	0	0	0	0	0	0	0	0	0

Indemnity:
 Agri-hub shall take all reasonable precautions to ensure that any information and data provided by Agri-hub from its information sources are correct. Neither Agri-hub nor any of its directors, employees or information sources take any responsibility for action or losses that might occur as a result of the

Cumulative volumes - YTD	Africa and Islands	Asia	Canada	China	Europe	Middle East	North-America	Other	Russian Federation	South East Asia	United Kingdom	United States	Total
Total	0	0	2,860	0	23,070	0	0	0	61,274	0	18,204	0	105,408

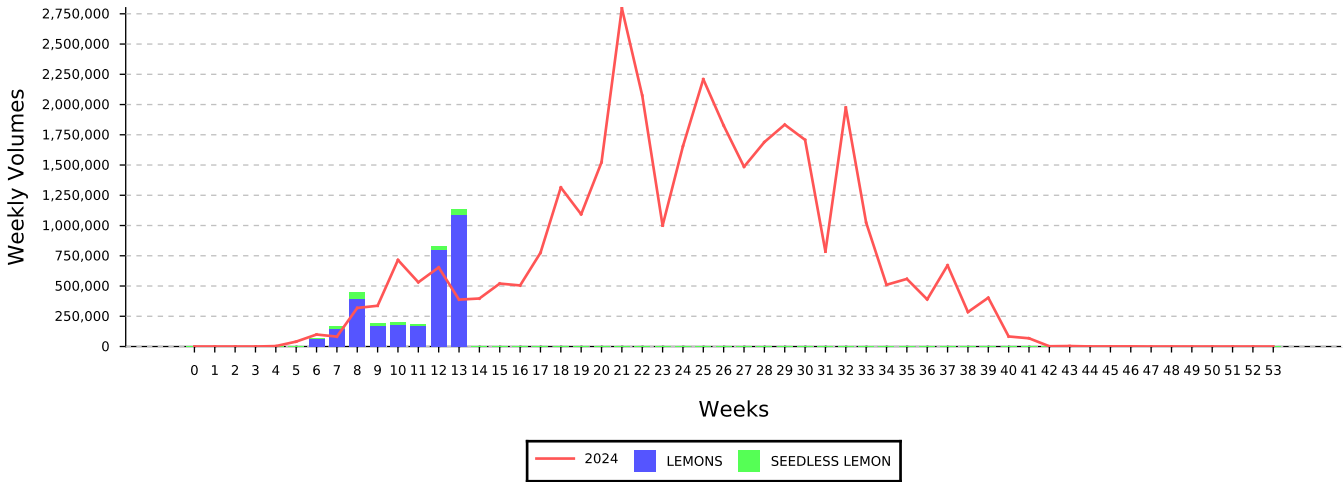
Historical week's export figures for the previous season (2024)

		Africa and Islands	Asia	Canada	China	Europe	Middle East	North-America	Other	Russian Federation	South East Asia	United Kingdom	United States	Total Region Desc
Week 13	CLEMENTINE	1,487	0	0	0	0	0	0	0	0	0	0	0	1,487
	MANDARINS	0	0	0	0	0	0	0	0	943	0	0	0	943
	SATSUMAS	1,258	0	4,409	0	36,991	0	0	1,487	84,821	0	56,850	0	185,816
	UNKNOWN	0	0	0	0	0	0	0	0	0	0	0	0	0
	Total Variety Group	2,744	0	4,409	0	36,991	0	0	1,487	85,764	0	56,850	0	188,245
Week 14	CLEMENTINE	0	0	793	0	0	0	0	0	0	0	0	0	793
	MANDARINS	0	0	0	0	0	0	0	0	0	0	0	0	0
	SATSUMAS	0	0	11,510	0	1,487	0	0	0	0	0	0	0	12,996
	UNKNOWN	0	0	0	0	0	0	0	0	0	0	0	0	0
	Total Variety Group	0	0	12,303	0	1,487	0	0	0	0	0	0	0	13,790
Week 15	CLEMENTINE	0	0	0	0	0	223	0	0	0	0	0	0	223
	MANDARINS	0	0	1,373	2,973	223	3,027	0	0	8,113	2,973	0	0	18,682
	SATSUMAS	0	0	0	0	27,253	14,810	0	0	8,679	0	30,566	0	81,307
	UNKNOWN	0	0	0	0	0	0	0	0	0	0	0	0	0
	Total Variety Group	0	0	1,373	2,973	27,476	18,060	0	0	16,792	2,973	30,566	0	100,212
Total week		2,744	0	18,085	2,973	65,954	18,060	0	1,487	102,556	2,973	87,416	0	302,247

Indemnity:
Agri-hub shall take all reasonable precautions to ensure that any information and data provided by Agri-hub from its information sources are correct. Neither Agri-hub nor any of its directors, employees or information sources take any responsibility for action or losses that might occur as a result of the

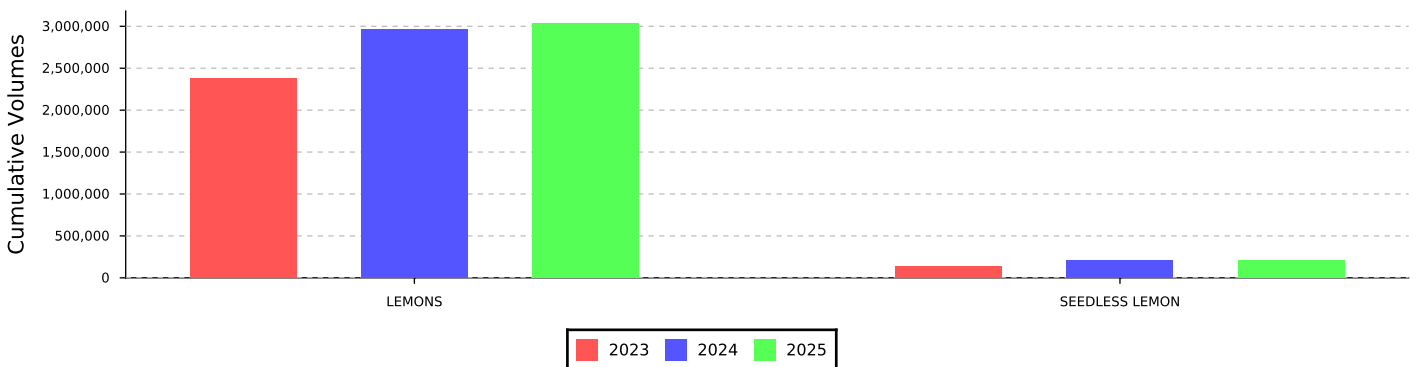
LEMONS (15.00 kg Cartons)

Selected LEMONS Varieties Exported



Region	Weekly volumes - Week 13									Cumulative volumes - YTD - week 13							
	2024 Air	2024 Ship	2024 Total	2025 Air	2025 Ship	2025 Total	Diff	%Diff	2024 Air	2024 Ship	2024 Total	2025 Air	2025 Ship	2025 Total	Diff	%Diff	Dist
Africa and Islands	0	6,686	6,686	0	3,113	3,113	-3,573	-53%	0	72,122	72,122	0	41,210	41,210	-30,912	-43%	1 %
Asia	0	2,059	2,059	0	1,671	1,671	-388	-19%	0	2,059	2,059	0	4,847	4,847	2,788	135%	0 %
Canada	0	8,988	8,988	0	9,815	9,815	826	9%	0	288,729	288,729	0	251,394	251,394	-37,335	-13%	8 %
China	0	0	0	0	0	0	0		0	0	0	0	0	0	0		0 %
Europe	0	9,159	9,159	0	94,874	94,874	85,715	936%	0	28,600	28,600	0	147,056	147,056	118,456	414%	5 %
Middle East	0	271,261	271,261	0	732,284	732,284	461,023	170%	0	1,880,937	1,880,937	0	1,861,133	1,861,133	-19,804	-1%	57 %
North-America	0	0	0	0	0	0	0		0	0	0	0	0	0	0		0 %
Other	0	0	0	0	0	0	0		0	27,464	27,464	0	0	0	-27,464	-100%	0 %
Russian Federation	0	4,244	4,244	0	179,419	179,419	175,175	4127	0	296,443	296,443	0	409,948	409,948	113,505	38%	13 %
South East Asia	0	66,852	66,852	0	33,507	33,507	-33,346	-50%	0	468,182	468,182	0	357,055	357,055	-111,127	-24%	11 %
United Kingdom	0	18,387	18,387	0	82,624	82,624	64,238	349%	0	103,588	103,588	0	142,049	142,049	38,461	37%	4 %
United States	0	0	0	0	0	0	0		0	0	0	0	28,831	28,831	28,831	%	1 %
Total	0	387,637	387,637	0	1,137,308	1,137,308	749,671	193%	0	3,168,124	3,168,124	0	3,243,524	3,243,524	75,400	2%	

Major Cultivars Currently Exported



Cumulative volumes - YTD	Africa and Islands	Asia	Canada	China	Europe	Middle East	North-America	Other	Russian Federation	South East Asia	United Kingdom	United States	Total
	LEMONS	17,962	4,847	218,440	0	129,310	1,744,344	0	0	397,130	355,536	133,838	28,831
LEMONS SEEDLESS	23,248	0	32,955	0	17,746	116,790	0	0	12,818	1,519	8,211	0	213,286
Total	41,210	4,847	251,394	0	147,056	1,861,133	0	0	409,948	357,055	142,049	28,831	3,243,524

Indemnity:
 Agri-hub shall take all reasonable precautions to ensure that any information and data provided by Agri-hub from its information sources are correct. Neither Agri-hub nor any of its directors, employees or information sources take any responsibility for action or losses that might occur as a result of the

Historical week's export figures for the previous season (2024)

		Africa and Islands	Asia	Canada	China	Europe	Middle East	North-America	Other	Russian Federation	South East Asia	United Kingdom	United States	Total Region Desc
Week 13	LEMONS	6,686	0	8,988	0	4,278	257,687	0	0	3,879	66,852	13,321	0	361,691
	LEMONS SEEDLESS	0	2,059	0	0	4,881	13,574	0	0	366	0	5,066	0	25,945
	Total Variety Group	6,686	2,059	8,988	0	9,159	271,261	0	0	4,244	66,852	18,387	0	387,637
Week 14	LEMONS	6,776	0	50,379	0	11,751	276,897	0	0	6,735	23,612	13,257	0	389,406
	LEMONS SEEDLESS	477	0	4,984	0	0	1,747	0	0	251	0	0	0	7,459
	Total Variety Group	7,253	0	55,363	0	11,751	278,644	0	0	6,986	23,612	13,257	0	396,866
Week 15	LEMONS	22,966	0	19,130	0	15,221	256,643	0	0	90,280	56,339	45,375	3,080	509,033
	LEMONS SEEDLESS	609	0	2,716	0	1,972	1,241	0	0	0	334	4,320	0	11,193
	Total Variety Group	23,575	0	21,846	0	17,193	257,884	0	0	90,280	56,673	49,695	3,080	520,225
Total week		37,514	2,059	86,197	0	38,103	807,789	0	0	101,510	147,137	81,338	3,080	1,304,727

Indemnity:
Agri-hub shall take all reasonable precautions to ensure that any information and data provided by Agri-hub from its information sources are correct. Neither Agri-hub nor any of its directors, employees or information sources take any responsibility for action or losses that might occur as a result of the

Glossary of Key Terms

Actual Cartons (ActCtn)

- Number of cartons that are on a pallet as provided by data source. (The number cartons can differ depending on the pack type code e.g. J60B has 2 cartons, and A15C has 80 cartons)

Country of Origin

- Reports are based on South African exports only. The country of origin code in the data source is ZA.

Equivalent Cartons (EqvCtns)

- The net mass provided by the data source, divided by the standard mass as per commodity.
- Nett mass is validated to be within certain tolerance based on pack type codes. e.g. Grapes standard mass is 4.5 kg where the Oranges are 15kg and Grapefruit is at 17kg

Pallet Quantity (Pit_Qty)

- The Pallet Quantity provided by data source. No distinction is made between pallet types

Port Of Loading (POL)

- Port of Loading

Shipped Date

- Shipped date is the sail date from the Port of Loading for the vessel.
- Pomefruit & Stonefruit - Shipped Date / Export Week is the date of the last South African port of loading
- (Initially the shipped date is received from the data source.
The vessel sail date is updated according to Marine traffic and Transnet to use the actual shipped dates)

Shipped_week

- The week of the year, starting on a Monday, derived from the shipped date.
- Pome and Stone fruit use Shipped_week_za in this field.

Shipped_week_pol

- The week of the year, starting on a Monday, derived from the shipped date when the vessel left the port.

Shipped_week_za

- The week of the year, starting on a Monday, derived from the shipped date when the vessel left the last South African POL. (NOT the port the container was loaded in)

Glossary of Key Terms

Year To Date (YTD)

- Year To Date (YTD) Data for the current season. The season dates are managed on commodity level.